

**career choice**



Everyone should have the opportunity to  
learn new skills

A world map with a light gray background. Countries in North America (USA, Canada), South America (Brazil, Chile, Argentina, Colombia, Venezuela, Peru, Ecuador, Bolivia, Paraguay, Uruguay, and Guyana), and Europe (UK, Ireland, France, Spain, Portugal, Italy, Germany, Poland, Czech Republic, Slovakia, Austria, Hungary, Switzerland, and the Netherlands) are highlighted in orange. South Africa is also highlighted in orange. All other countries are in light gray.

16,000+ Participants  
13 Countries

# How Career Choice Works



- Pre-pays 95% of tuition and fees
- One year of continuous employment required
- Available to full-time and part-time employees

# In-Demand and Well Paid Career Paths












# Pediatric First Aid/CPR/AED

READY REFERENCE

American Red Cross

## CPR (Infant)

- 1 Verify that the infant is unresponsive and is not breathing or is only gasping.
- 2 Ensure that the infant is face-up on a firm, flat surface.
- 3 Give 30 chest compressions.
  - Push hard and fast in the center of the chest to a depth of about 1½ inches and at a rate of 100-120 compressions per minute.
- 4 Give 2 rescue breaths.
  - Open the airway and make a complete seal over the infant's nose and mouth with your mouth.
  - Blow into the infant's nose and mouth for about 1 second, ensuring that the chest rises.
  -  If the chest does not rise, retilt the head and ensure a proper seal before giving the second rescue breath.
  - Take a breath, make a seal and then give the second rescue breath.
  -  If the second breath does not make the chest rise, perform 2 more compressions. After the next set of compressions, look for an object in the mouth. Continue to check the mouth for an object and give rescue breaths until the rescue breaths give the chest a visible rise.
- 5 Continue giving sets of 30 chest compressions and 2 rescue breaths.



Innovation  
that benefits  
the community



# The Talent Pipeline Process



**Promote a Career Pathway  
Introduce Employer Partners  
to Associates**



**Launch Training  
Educator – Industry Alignment  
Secured**



**Connect Graduates to Employers  
Support Recruitment Efforts**



# Employer Partnerships



- Access to a pool of candidates
- Training credentials you value
- Recruitment support

# Let's Continue the Conversation

Steve Johnson

[johnss@amazon.com](mailto:johnss@amazon.com)

[www.amazoncareerchoice.com/employerpartnership](http://www.amazoncareerchoice.com/employerpartnership)

